



Location: CMA5b - Pedestrian Plaza

Report on 24-hour TSP monitoring for EP-376/2009

Action Level - 209.9 µg/m³

Limit Level - 260 µg/m³

Date	Sampling Time	Weather Condition	Filter paper no.	Filter Weight, g		Elapse Time, hr		Sampling Time, hr	Flow Rate, m ³ /min			Total Volume, m ³	TSP Level, µg/m ³
				Initial	Final	Initial	Final		Initial, Q _{si}	Final, Q _{sf}	Average		
29-Jun-16	8:00	Rainy	016203	2.8726	2.9616	6827.68	6851.68	24.00	0.70	0.69	0.69	1000	89.0
5-Jul-16	8:00	Cloudy	015760	2.8173	2.9193	6854.68	6878.68	24.00	0.69	0.70	0.70	1002	101.8
12-Jul-16	16:17	Cloudy	015386	2.8609	2.9375	6888.12	6912.12	24.00	0.69	0.69	0.69	997	76.8
16-Jul-16	8:00	Fine	016388	2.8497	2.9315	6912.16	6936.16	24.00	1.00	1.00	1.00	1441	56.7
22-Jul-16	8:00	Fine	016405	2.8524	2.9551	6939.16	6963.16	24.00	1.00	1.00	1.00	1445	71.1

Remarks: Due to interruption of electricity, the 24hr TSP was rescheduled from 11 July 2016 to 12 July 2016.

Report on 1-hour TSP monitoring for EP-376/2009

Action Level - 339.7 µg/m³

Limit Level - 500 µg/m³

Date	Sampling Time	Weather Condition	Filter paper no.	Filter Weight, g		Elapse Time, hr		Sampling Time, hr	Flow Rate, m ³ /min			Total Volume, m ³	TSP Level, µg/m ³
				Initial	Final	Initial	Final		Initial, Q _{si}	Final, Q _{sf}	Average		
30-Jun-16	8:06	Cloudy	015784	2.8217	2.8257	6851.68	6852.68	1.00	0.69	0.69	0.69	42	96.2
30-Jun-16	10:18	Cloudy	015787	2.8313	2.8370	6852.68	6853.68	1.00	0.69	0.69	0.69	42	137.1
30-Jun-16	15:21	Cloudy	015768	2.8439	2.8482	6853.68	6854.68	1.00	0.69	0.69	0.69	42	103.4
6-Jul-16	9:03	Rainy	015754	2.8230	2.8272	6878.68	6879.68	1.00	0.77	0.77	0.77	46	90.7
6-Jul-16	10:35	Rainy	015694	2.8150	2.8163	6879.68	6880.68	1.00	0.70	0.70	0.70	42	31.0
6-Jul-16	13:00	Rainy	015687	2.8284	2.8320	6880.68	6881.68	1.00	0.70	0.70	0.70	42	85.9
12-Jul-16	13:00	Cloudy	016408	2.8610	2.8666	6884.37	6885.37	1.00	0.69	0.69	0.69	42	134.6
12-Jul-16	14:12	Cloudy	016425	2.9048	2.9098	6885.37	6886.37	1.00	0.69	0.69	0.69	42	120.2
12-Jul-16	15:15	Cloudy	016383	2.8562	2.8607	6886.37	6887.37	1.00	0.69	0.69	0.69	42	108.2
18-Jul-16	8:46	Fine	016366	2.8503	2.8553	6936.16	6937.16	1.00	1.00	1.00	1.00	60	83.1
18-Jul-16	10:13	Fine	016362	2.8379	2.8418	6937.16	6938.16	1.00	0.88	0.88	0.88	53	74.0
18-Jul-16	13:00	Fine	016359	2.8363	2.8414	6938.16	6939.16	1.00	1.00	1.00	1.00	60	84.8
23-Jul-16	8:02	Fine	016681	2.9299	2.9367	6963.16	6964.16	1.00	0.94	0.94	0.94	56	120.4
23-Jul-16	10:05	Fine	016677	2.9125	2.9223	6964.16	6965.16	1.00	0.94	0.94	0.94	56	173.5
23-Jul-16	13:00	Fine	016653	2.9084	2.9208	6965.16	6966.16	1.00	0.88	0.88	0.88	53	235.0



Location: CMA6a - WDII PRE Office

Report on 24-hour TSP monitoring for EP-376/2009

Action Level - 207.1 µg/m³
Limit Level - 260 µg/m³

Date	Sampling Time	Weather Condition	Filter paper no.	Filter Weight, g		Elapse Time, hr		Sampling Time, hr	Flow Rate, m ³ /min			Total Volume, m ³	TSP Level, µg/m ³
				Initial	Final	Initial	Final		Initial, Q _{si}	Final, Q _{sf}	Average		
29-Jun-16	8:00	Rainy	016240	2.8274	2.8915	563.54	587.54	24.00	1.06	1.06	1.06	1522	42.1
5-Jul-16	8:00	Cloudy	015758	2.8340	2.8888	590.54	614.54	24.00	1.11	1.12	1.12	1608	34.1
11-Jul-16	8:00	Cloudy	015679	2.8381	2.9157	617.54	641.54	24.00	1.11	1.11	1.11	1602	48.4
16-Jul-16	8:00	Fine	016395	2.8367	2.9005	649.40	673.40	24.00	0.95	0.95	0.95	1374	46.4
22-Jul-16	8:00	Fine	015589	2.8449	2.9107	683.29	707.29	24.00	0.96	0.96	0.96	1377	47.8

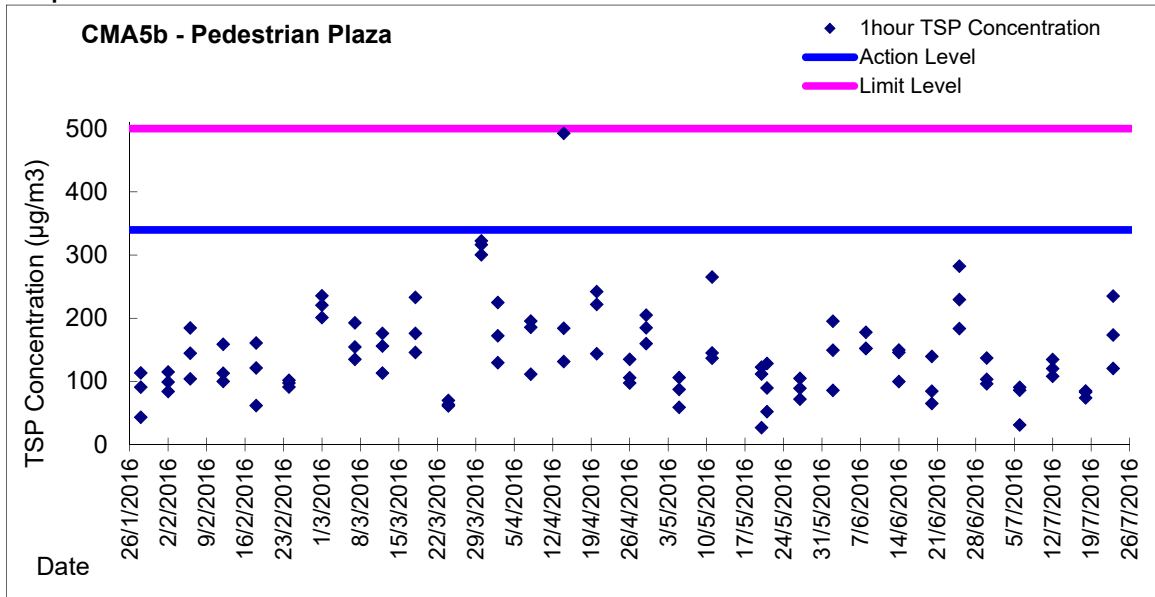
Report on 1-hour TSP monitoring for EP-376/2009

Action Level - 333 µg/m³
Limit Level - 500 µg/m³

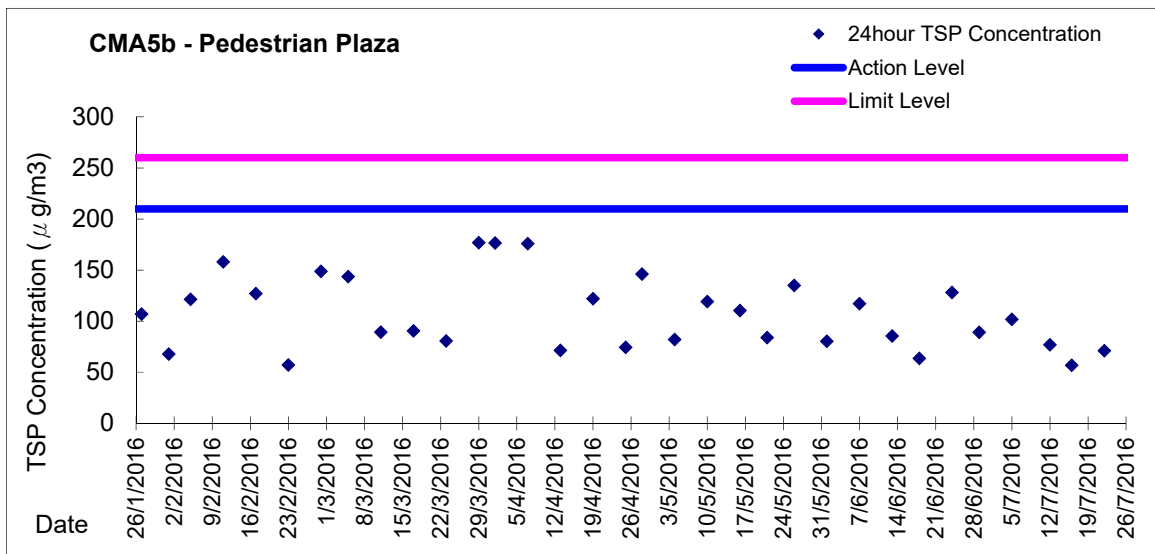
Date	Sampling Time	Weather Condition	Filter paper no.	Filter Weight, g		Elapse Time, hr		Sampling Time, hr	Flow Rate, m ³ /min			Total Volume, m ³	TSP Level, µg/m ³
				Initial	Final	Initial	Final		Initial, Q _{si}	Final, Q _{sf}	Average		
30-Jun-16	8:45	Cloudy	016237	2.8281	2.8312	587.54	588.54	1.00	1.06	1.06	1.06	63	48.9
30-Jun-16	10:05	Cloudy	016234	2.8562	2.8581	588.54	589.54	1.00	1.06	1.06	1.06	63	30.0
30-Jun-16	13:00	Cloudy	016304	2.8488	2.8537	589.54	590.54	1.00	1.06	1.06	1.06	63	77.3
6-Jul-16	8:40	Rainy	015757	2.8251	2.8299	614.54	615.54	1.00	1.18	1.18	1.18	71	68.0
6-Jul-16	10:20	Rainy	015685	2.8105	2.8127	615.54	616.54	1.00	1.18	1.18	1.18	71	31.2
6-Jul-16	13:00	Rainy	015682	2.8502	2.8519	616.54	617.54	1.00	1.18	1.18	1.18	71	24.1
12-Jul-16	8:30	Cloudy	015676	2.8493	2.8503	646.40	647.40	1.00	1.06	1.06	1.06	63	15.8
12-Jul-16	10:00	Cloudy	016406	2.8315	2.8337	647.40	648.40	1.00	1.06	1.06	1.06	63	34.7
12-Jul-16	13:00	Cloudy	016391	2.8429	2.8451	648.40	649.40	1.00	1.11	1.11	1.11	67	32.9
18-Jul-16	8:50	Fine	016399	2.8578	2.8617	680.29	681.29	1.00	0.96	0.96	0.96	57	68.0
18-Jul-16	10:00	Fine	016402	2.8554	2.8582	681.29	682.29	1.00	1.01	0.98	1.00	60	46.7
18-Jul-16	13:00	Fine	015595	2.8541	2.8649	682.29	683.29	1.00	0.96	0.96	0.96	57	188.3
23-Jul-16	8:15	Fine	015588	2.8383	2.8437	707.29	708.29	1.00	1.07	1.07	1.07	64	83.8
23-Jul-16	9:45	Fine	016642	2.9136	2.9196	708.29	709.29	1.00	1.04	1.04	1.04	63	95.8
23-Jul-16	10:50	Fine	016639	2.9016	2.9077	709.29	710.29	1.00	0.96	0.96	0.96	57	106.3



Graphic Presentation of 1 hour TSP Result for EP-376/2009

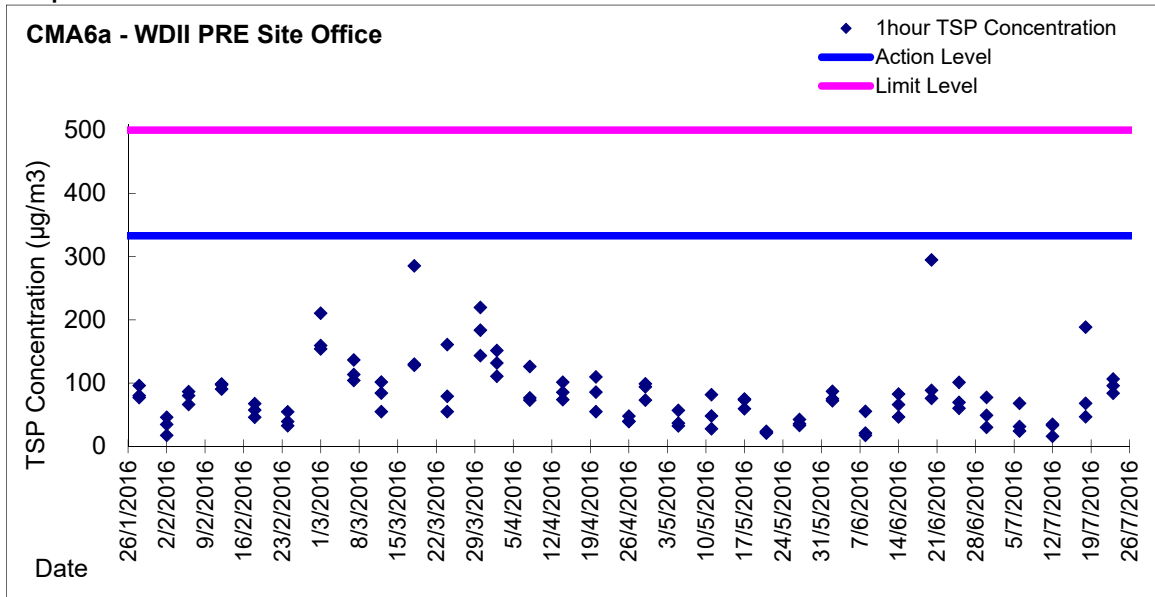


Graphic Presentation of 24 hour TSP Result for EP-376/2009





Graphic Presentation of 1 hour TSP Result for EP-376/2009



Graphic Presentation of 24 hour TSP Result for EP-376/2009

